

Go to www.tasseltime.com > Select Member Login> username: password:

TasselTime Newsletter


October-December 2021

p.1

Seniors,

Make the most of the holiday season in November and December by spending time putting your finishing touches on college and scholarship applications. Check out the information in this newsletter to help you out with both of those tasks.

Go to www.tasseltime.com and select the Member Login in the top right-hand corner. Enter your school's username and password.



Accessing the Student Calendar:

Once you are logged in select Scholarships from the maroon toolbar. Scroll down the page and select the graphic *TASSELTIME STUDENT CALENDAR Important 2018-22* [click here](#)

TASSELTime Student Calendar:
[Important 2018-2022 dates-click here](#)

This calendar has important deadline dates for college admission, scholarships, ACT, and SAT. Direct link to calendar (you must be logged in to access:

http://www.tasseltime.com/members/student_calendar.asp

**you have to be logged in to Tasseltime to access*

Senior Tutorial

Once logged in select Scholarships from the menu; once on the Scholarship page select the link: ***Tasseltime Tutorial for Seniors-webpage***
Tasseltime Senior Calendar- document to print

- **TASSELTime Tutorial For Seniors**
- **TASSELTime Senior Calendar**
- **Tasseltime Senior Calendar PDF**

Follow the steps on the Senior Calendar to help ensure that you are aware of all the necessary steps to make your scholarship search and application process successful. (see p 3 of this newsletter for more information)

Helpful Hints:

- Check to see if your college choice has an early admissions deadline
- Make copies of EVERYTHING you submit in the scholarship and admissions process
- Have at least TWO people check your essays before submitting them
- Meet all your deadlines—NO EXCEPTIONS!

Use the recommendation form on the scholarship page to help you provide needed information to the person who is writing the recommendation letter

Scholarship Databases...

From the menu on the left select Scholarships and select Scholarship Databases

Scholarships

Scholarship Databases

Individual Scholarships

State Scholarships

Minority Scholarships

More Scholarships...


From the left menu select Individual Scholarships; there are thousands of scholarships listed on these pages

Financial Aid...

Select the Financial Aid link in the menu where you will find a link to the FAFSA; you can submit your FAFSA starting October 1st. You will need to create a FAFSA ID.

****Hint- if you would like to get an idea as to whether you will qualify for a Pell Grant-- on the Tasseltime Financial Aid page select one of the "Financial Aid Estimator" links.**

TASSELTIME now on TWITTER and FACEBOOK- Login to Tasseltime and select the icons to connect or visit:

 [Join us on Facebook](http://www.facebook.com/Tasseltime) : <http://www.facebook.com/Tasseltime>  [Follow us on Twitter](http://twitter.com/Tasseltime) : <http://twitter.com/Tasseltime>

Online YOUNiversal Application:

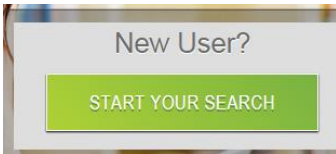
Available October 1st, 2021

If you are applying for Arkansas Scholarships administered by Arkansas Department of Higher Education (ADHE), the online application will be available October 1st, 2021. Look for the icon below on the ADHE Website:

https://www.ark.org/adhe_financialaid/login.aspx



Select NEW USER> Start Your Search



This will take you through the application process.

Be sure you create the account with a valid email address. You will be able to receive alerts and notices through email.

CHECK YOUR STATUS/ACCOUNT regularly starting in January.

DO NOT MISS THE DEADLINES—THERE ARE NO DO-OVERS

FINANCIAL AID: Parents and students need to apply for a FAFSA ID. Get your FSA ID:

<https://studentaid.ed.gov/sa/fafsa/filling-out/fsaid>

Visit the Financial Aid page in TasselTime for more assistance.

YOUNiversal and FAFSA will open on October 1st of 2021. You will use your 2020 Tax Information.

ACT/SAT Test Prep

Select either the ACT or SAT page from the menu on the left in the COLLEGE MENU

Colleges

ACT Information

SAT Information

Writing Essays

Athlete Information

On the ACT page OR the SAT page, depending on which test you are preparing for, scroll down to the HELPFUL LINKS SECTION.

Helpful Links

- ACT: QUESTION of the DAY
- 4Tests.com – Your Free Online Practice Exam Site!
- Test Prep Review
- ACT test preparation help
- ACT's official Test Prep software
- ACT Academy

There are several test prep websites you can access for free. I recommend the ACT or the SAT Question of the day, 4Tests.com, and for extensive help, *March 2 Success* or *Number2*. There are more test prep links on both the ACT or SAT pages and most of them are free websites.

CHECKLIST for October-December

The following checklist is located on the main scholarship page, right below the Student Calendar. The printable version is: Tassel Time Senior Calendar PDF. The web tutorial is: TasselTime Tutorial for seniors

- TasselTime Tutorial for Seniors
- TasselTime Senior Calendar
- TasselTime Senior Calendar PDF



OCTOBER – DECEMBER

1) Attend a College Fair in your area and take the admissions questions we discussed earlier and ASK THE RECRUITER. Take a fall visit to the college

2) Be sure you pick up all admissions and scholarship information as well as a catalog. Some colleges have the admissions and scholarship information included on one form, some have separate forms, and some ask you to actually be admitted before giving you the information on how to apply for internal scholarships.

3) Complete your essay for admission—if required and ask for recommendation letters by using the form provided in the site. Most of the time the recommendation letter or letter of reference has to be mailed directly to the college, so it is very courteous of you to provide the person writing the recommendation letter with a stamped envelope addressed to the appropriate place.

4) Choose wisely as to the people you request to write a recommendation letter and be sure you give the person at least 2 weeks' notice on the deadline for the letter.

5) Send in your Admissions Application and Scholarship Application if required. BE SURE YOU LOOK FOR THE EARLY ADMISSION DEADLINE.

6) Some schools will waive the application fee if you submit the forms online.

7) Be sure you are checking with your counselor concerning scholarships. Check the weekly announcements, announcements on the Web and bulletin board. There will be some scholarships that say "See your counselor for an application."

8) Make sure you are meeting the deadlines

9) If you want to search for scholarships without submitting a profile in a database then look at the individual scholarship page and the minority scholarship page in TASSELtime.

10) Make sure you allow yourself ample time over the Christmas and Thanksgiving Holidays to work on scholarship applications, essays, and admissions forms.

11) Register for the December tests if needed. Reminder, you need a 19 in all subcategories to avoid taking remedial college courses. If you have tried several times then speak to the admissions' recruiter at the specific college and ask them about taking a compass or asset test.

12) Make copies of everything you send!

13) Submit your FAFSA; it opens Oct. 1st.

Counselor Home

Log Out

Member Home

Newsletters

Colleges

Scholarships

Career Information

Financial Aid Information

Parent Information

Additional Resources

Newsletters

Parent/Student Newsletter Signup

Resources for Tasseltime

Scholarship Hunting- Newsletter

Scholarship Hunting Video

MobileApps18

Email newsletters

Once you have logged in to TASSELtime select **NEWSLETTERS** from left menu. Then you can sign-up for newsletters to be emailed to you. Also watch the **Scholarship Hunting Video** to get additional information on keeping track of your scholarships.

Check out all of the information *Tweeted* daily about test prep, essay writing and scholarships available. You can find the TASSELtime Tweets at the bottom of the Home page or main scholarship page.

Tweets by @Tasseltime



If you have additional questions email: info@tasseltime.com

See the Scholarship Hunting Newsletter and Video for more tips (found on the scholarship page -Helpful downloads and links-)!